



Flange Valve Tester (FT)


Valve sizes ½”-16” and up to 10000 psi

DVT traces its roots back to this machine, first commissioned for the US Navy in 1978. The FT series securely locks your valve in place with four clamping arms using a dedicated 10,000 psi hydraulic system.

The tester has a compact footprint and requires only shop air to operate and water to test. The controls are fully configured to meet your testing requirements. We have inventory in stock to have you operational in weeks.



| Model | Valve Size | Clamping Force |
|-------|------------|----------------|
| FT006 | ½” to 12” | 120 tons |
| FT011 | ½” to 16” | 120 tons |



Summary

- Hydro and air tests through bottom flange
- Quick clamp and fill to save set-up
- 150 psi air test
- 3000, 6000, or 10000 psi hydro test
- Stainless steel seal plate & adapters
- Compact design at 11 ft² floor space
- Model FT006 approved by US Navy

Connections

All standard flange types

Options

- Auxiliary port for top flange or offline tests
- Bubble leak test
- Increased hydro testing capacities
- Water recycling
- Data acquisition system
- Safety barriers

Applications

- Gate valves
- Globe valves
- Ball valves
- Plug valves

Flange Valve Testers (FT)



Specifications

FT006


| ANSI Class | 150 | 300 | 600 | 900 | 1500 | 2500 |
|------------------|-----|-------|-------|-------|-------|-------|
| Hydro Test (psi) | 450 | 1,125 | 2,250 | 3,375 | 5,625 | 9,375 |
| Valve Size (in) | 2 | | | | | |
| | 3 | | | | | |
| | 4 | | | | | |
| | 5 | | | | | |
| | 6 | | | | | |
| | 8 | | | | | |
| | 10 | | | | | |
| | 12 | | | | | |
| 14 | | | | | | |
| 16 | | | | | | |

Dimensions: 26" W x 58" L x 50" H

FT011

| ANSI Class | 150 | 300 | 600 | 900 | 1500 | 2500 |
|------------------|-----|-------|-------|-------|-------|-------|
| Hydro Test (psi) | 450 | 1,125 | 2,250 | 3,375 | 5,625 | 9,375 |
| Valve Size (in) | 2 | | | | | |
| | 3 | | | | | |
| | 4 | | | | | |
| | 5 | | | | | |
| | 6 | | | | | |
| | 8 | | | | | |
| | 10 | | | | | |
| | 12 | | | | | |
| 14 | | | | | | |
| 16 | | | | | | |

Dimensions: 28" W x 64" L x 50" H



Key Features


- 1 Four clamping arms quickly lock valve with rapid advance feature
- 2 SS seal plate/adapters seal on bottom connection
- 3 Hydraulic rams provides clamping force
- 4 Integrated control panel for clamping and valve testing
- 5 Bubble leak test and auxiliary test lines can be added to the control panel
- 6 Recycling system available to reuse test medium



Dunn's Valve Testers (DVT) has been the leader in manufacturing and maintaining valve testers since 1978. DVT was the first company to introduce these machines and continues to innovate as a partner with our customers. Each machine is built to provide maximum uptime with the shortest cycle time for your operations.

We promise to be right there with you providing technical solutions, maintenance support, spares, and refurbishment or replacement when needed. We are proud of the legacy that Emmitt Dunn started 40 years ago producing the first valve testing machines for the US Navy. We build on that tradition everyday investing in relentless improvements to be your trusted source for the best test benches available.

DVT GLOBAL INSTALLED BASE



DUNN'S VALVE TESTERS, INC.
 1827 Riley Fuzzel Rd., Ste. 2
 Spring, Texas 77386
 281-350-4767
www.DVT.tech

For more information, please visit us at www.DVT.tech or email us at info@DVT.tech

DVT reserves the right to make modifications, alterations or updates to this document. Check our website for the most current information.

© 2021 Dunn's Valve Testers, Inc.